



Nu-Lite Balustrading Product Catalogue

Confidential - Copyright Nu-Lite Balustrading 2019

Table of Contents - Products

Type	Description	Page	Type	Description	Page
Balustrades			Pool Fencing		
1001	Fully Framed Glass Balustrade	4	1001	Fully Framed Glass Pool Fence	20
1002	Fully Framed Glass Balustrade	4	1003	Fully Framed Metal Pool Fence	20
1003	Fully Framed Glass Balustrade	4	1012	Semi Frameless Glass Pool Fence	20
1004	Fully Framed Glass Balustrade	5	1014	Semi Frameless Glass Pool Fence	21
1013	Fully Framed Glass Balustrade	5	2012	Semi Frameless Glass Pool Fence	21
1013-B	Fully Framed Glass Balustrade	5	2014	Semi Frameless Glass Pool Fence	21
1015	Fully Framed Glass Balustrade	6			
1015-B	Fully Framed Glass Balustrade	6	3002	Frameless Glass Pool Fence	22
2013	Fully Framed Glass Balustrade	6	3004	Frameless Glass Pool Fence	22
2013-B	Fully Framed Glass Balustrade	7	3006	Frameless Glass Pool Fence	22
2015	Fully Framed Glass Balustrade	7	3010	Frameless on Clamps	23
2015-B	Fully Framed Glass Balustrade	7	3016	Frameless Patch Fittings	23
			3020	Frameless Face fix Channel	23
3003	Frameless Glass Balustrade	8			
3003-B	Frameless Glass Balustrade	8	4012	Semi Frameless Pool Fence	24
3005	Frameless Glass Balustrade	8	4014	Semi Frameless Pool Fence	24
3005-B	Frameless Glass Balustrade	9			
3007	Frameless Glass Balustrade	9	6012	Stainless Slotted Post Pool Fenc	25
3007-B	Frameless Glass Balustrade	9	6014	Stainless Slotted Post Pool Fenc	25
3009	Frameless Glass Balustrade	10			
3009-B	Frameless Glass Balustrade	10	Café Screens		
3011	Frameless on Clamps	10	1001	Fully Framed Glass Cafe Screen	26
3011-B	Frameless on Clamps	11	1012	Semi Frameless Glass Cafe Screen	26
3015	Frameless Patch Fittings	11	1014	Semi Frameless Glass Cafe Screen	26
3015-B	Frameless Patch Fittings	11	2012	Semi Frameless Glass Cafe Screen	27
3021	Frameless Face fix Channel	12	2014	Semi Frameless Glass Cafe Screen	27
3021-B	Frameless Face fix Channel	12			
6001	Stainless Slotted Post	13	4012	Semi Frameless Conder Cafe Screen	28
6013-B	Semi Framless Slotted Post	13	4014	Semi Frameless Conder Cafe Screen	28
6015	Semi Framless Slotted Post	13			
6015-B	Semi Framless Slotted Post	14	6012	Semi Framless Stainless Slotted Post	29
6021	standard Post with Clamps	14	6014	Semi Framless Stainless Slotted Post	29
6023-B	standard Post with Clamps	14			
6025-B	standard Post with Clamps	15	Privacy Screens Louvre, Slats and Glass		
6031	Square Post with Clamps	15	1001	Fully Framed Glass Privacy Screen	30
6033-B	Square Post with Clamps	15	1001 -B	Fully Framed Glass Privacy Screen	30
6035-B	Square Post with Clamps	16	1051	Fully Framed Metal Privacy Screen	30
6051	Standar Post wih BF1700 tags	16	1051-B	Fully Framed Metal Privacy Screen	31
6053-B	Standar Post wih BF1700 tags	16	1071	Fully Framed Metal Privacy Screen	31
6055-B	Standar Post wih BF1700 tags	17	1071-B	Fully Framed Metal Privacy Screen	31
6061	Square/Rect Post wih BF1700 tags	17	1013-B	Semi Frameless Glass Privacy Screen	32
6063-B	Square/Rect Post wih BF1700 tags	17	1014-B	Semi Frameless Glass Privacy Screen	32
6065-B	Square/Rect Post wih BF1700 tags	18	1053	Semi Frameless Metal Privacy Screen	32
6071	Solid Flat Bar Post wih BF1700 tags	18	1053-B	Semi Frameless Metal Privacy Screen	33
6073-B	Solid Flat Bar Post wih BF1700 tags	18	2012	Semi Frameless Glass Privacy Screen	33
6075-B	Solid Flat Bar Post wih BF1700 tags	19	2012-B	Semi Frameless Glass Privacy Screen	33
			2014	Semi Frameless Glass Privacy Screen	34
			2014-B	Semi Frameless Glass Privacy Screen	34

Table of Contents - Products

Type	Description	Page	Type	Description	Page
Privacy Screens Louvre, Slats and Glass cont.					
Stainless Steel					
6013-B	Semi Framless Slotted Post	35			
6015-B	Semi Framless Slotted Post	35			
6035-B	Square Post with Clamps	35			
Sun Screens					
9500	Over head Sun Screen	36			
9501	Over head Sun Screen	36			
9600	Canterbury Over head Sun Screen	36			
9601	Canterbury Over head Sun Screen	37			
9700	Window slat Screen	37			
9701	Window Screen Elliptical	37			
Commercial Products					
4001	Fully Framed Commercial Balustrade	38			
4003	Fully Framed Commercial Balustrade	38			
4013	Semi Frameless Commercial Balustrade	38			
4013-B	Semi Frameless Commercial Balustrade	39			
4015	Semi Frameless Commercial Balustrade	39			
4015-B	Semi Frameless Commercial Balustrade	39			
5001	Array Suite - Centre Glazed	40			
5003	Canterbury Suite - Blind post	40			
7001	Sheer - Glass Balustrade	40			
7001-B	Sheer - Glass Balustrade	41			
8003	Standard Palisade	41			
8005	Sheer - Palisades	41			
8007	Sheer - Solid Sheet	42			
9001	Double Glazed - Balustrade	42			
Commercial Privacy Screens					
4001	Fully Framed Comm Privacy Screen	43			
4003	Fully Framed Comm Privacy Screen	43			
4013	Semi Frameless Comm Privacy Screen	43			
4051	Fully Framed Comm Privacy Screen	44			
4053	Fully Framed Comm Privacy Screen	44			
4063	Semi Frameless Comm Privacy Screen	44			
5005	Canterbury Suite - Post & Channel	45			
5055	Canterbury Suite - Post & Channel	45			

Framed - Clear Rail Balustrades

Type

1001 Fully Framed Glass Balustrade
 Standard with 6mm Toughened Glass
 choice of handrails
 Max Post spacing Nom 1500mm
 Standard Height for Balustrade 1000mm FFL
 Installation - Timber, Concrete, Steel
 Colours: Standard Powder Coat Range

Handrails = A
 Oblong
 Rectangular
 Elliptical
 Flat Round
 Sloping



1002 Fully Framed Glass Balustrade
 Standard with 6mm Toughened Glass
 choice of handrails
 Max Post spacing Nom 1500mm
 Standard Height for Balustrade 1000mm FFL
 Installation - Timber, Concrete, Steel
 Colours: Standard Powder Coat Range

Handrails = A
 Oblong
 Rectangular
 Elliptical
 Flat Round
 Sloping



1003 Fully Framed Metal Balustrade
 Standard 20mm Square Balusters
 choice of handrails
 Max Post spacing Nom 1500mm
 Standard Height for Balustrade 1000mm FFL
 Installation - Timber, Concrete, Steel
 Colours: Standard Powder Coat Range

Handrails = A
 Oblong
 Rectangular
 Elliptical
 Flat Round
 Sloping



Framed - Clear Rail Balustrades

Type

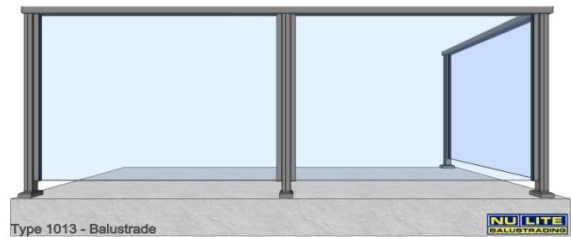
1004 Fully Framed Metal Balustrade
 Standard 20mm Square Balusters
 choice of handrails
 Max Post spacing Nom 1500mm
 Standard Height for Balustrade 1000mm FFL
 Installation - Timber, Concrete, Steel
 Colours: Standard Powder Coat Range

Handrails = A
 Oblong
 Rectangular
 Elliptical
 Flat Round
 Sloping



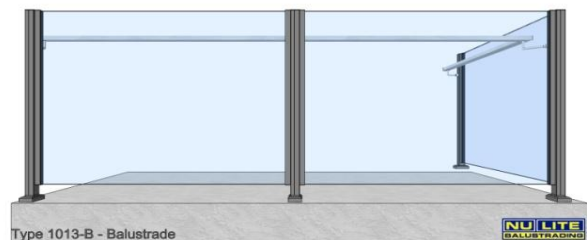
1013 Semi Frameless Glass Balustrade
 Standard with 10mm Toughened Glass
 choice of handrails
 Max Post spacing Nom 1300mm
 Standard Height for Balustrade 1000mm FFL
 Installation - Timber, Concrete, Steel
 Colours: Standard Powder Coat Range

Handrails = A
 Oblong
 Rectangular
 Elliptical
 Flat Round
 Sloping



1013-B Semi Frameless Glass Balustrade
 Standard with 10mm Toughened Glass
 choice of handrails
 Max Post spacing Nom 1300mm
 Standard Height for Balustrade 1000mm FFL
 Installation - Timber, Concrete, Steel
 Colours: Standard Powder Coat Range

Handrails = B
 Round on Brackets
 Rectangular on brackets
 TH on Brackets

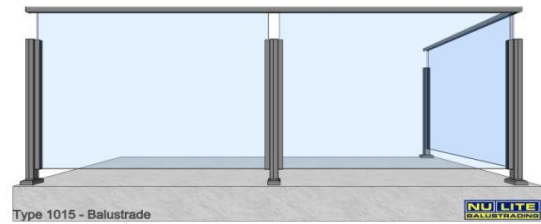


Framed - Clear Rail Balustrades

Type

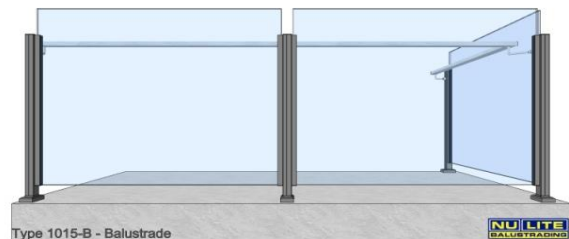
1015 Semi Frameless Glass Balustrade
 Standard with 10mm Toughened Glass
 choice of handrails
 Max Post spacing Nom 1300mm
 Standard Height for Balustrade 1000mm FFL
 Installation - Timber, Concrete, Steel
 Colours: Standard Powder Coat Range

Handrails = C
 TH Handrail on glass
 Round on glass



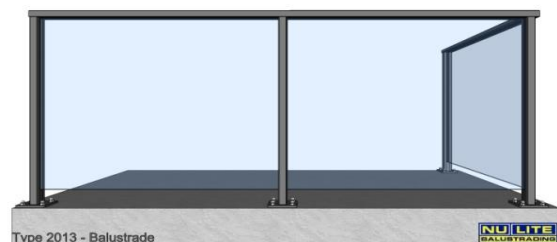
1015-B Semi Frameless Glass Balustrade
 Standard with 10mm Toughened Glass
 choice of handrails
 Max Post spacing Nom 1300mm
 Standard Height for Balustrade 1000mm FFL
 Installation - Timber, Concrete, Steel
 Colours: Standard Powder Coat Range

Handrails = B
 Round on Brackets
 Rectangular on brackets
 TH on Brackets



2013 Semi Frameless Glass Balustrade
 Standard with 10mm Toughened Glass
 choice of handrails
 Max Post spacing Nom 1300mm
 Standard Height for Balustrade 1000mm FFL
 Installation - Timber, Concrete, Steel
 Colours: Standard Powder Coat Range

Handrails = C1
 2 pce Oblong
 2 pce Sloping

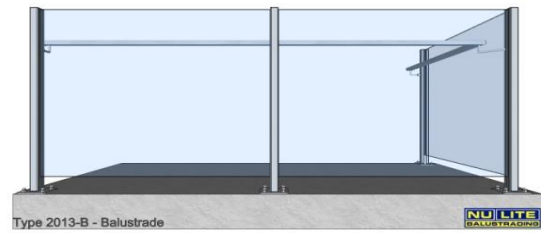


Framed - Clear Rail Balustrades

Type

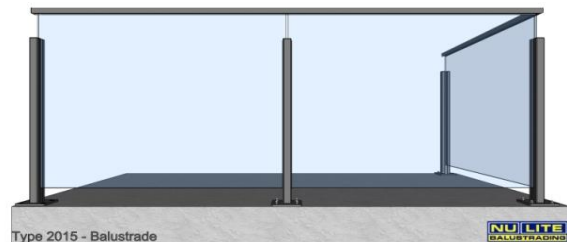
2013-B Semi Frameless Glass Balustrade
 Standard with 10mm Toughened Glass
 choice of handrails
 Max Post spacing Nom 1300mm
 Standard Height for Balustrade 1000mm FFL
 Installation - Timber, Concrete, Steel
 Colours: Standard Powder Coat Range

Handrails = B
 Round on Brackets
 Rectangular on brackets
 TH on Brackets



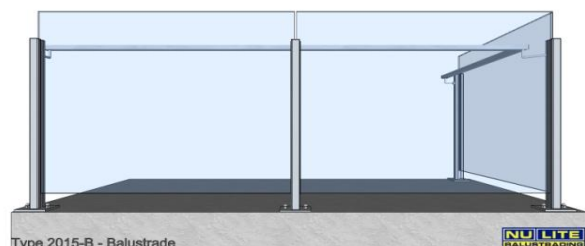
2015 Semi Frameless Glass Balustrade
 Standard with 10mm Toughened Glass
 choice of handrails
 Max Post spacing Nom 1300mm
 Standard Height for Balustrade 1000mm FFL
 Installation - Timber, Concrete, Steel
 Colours: Standard Powder Coat Range

Handrails = C
 TH Handrail on glass
 Round on glass



2015-B Semi Frameless Glass Balustrade
 Standard with 10mm Toughened Glass
 choice of handrails
 Max Post spacing Nom 1300mm
 Standard Height for Balustrade 1000mm FFL
 Installation - Timber, Concrete, Steel
 Colours: Standard Powder Coat Range

Handrails = B
 Round on Brackets
 Rectangular on brackets
 TH on Brackets



Frameless balustrade

Type

3003 Frameless Glass Balustrade
 Standard with 12mm Toughened Glass
 Support: Concrete rebate by others
 Choice of Handrail.
 Max Glass panel Nom 1800mm
 Standard Height for Balustrade 1000mm FFL
 Installation - Concrete Rebate
 Colours: N/A

Handrails = D
 TH Aluminium Hand Rail
 25 Diam Stainless Round
 20 x 25 Stainless Square
 50 Diam Stainless Round



3003-B Frameless Glass Balustrade
 Standard with 12mm Toughened Glass
 Support: Concrete rebate by others
 Choice of Handrail.
 Max Glass panel Nom 1800mm
 Standard Height for Balustrade 1000mm FFL
 Installation - Concrete Rebate
 Colours: N/A

Handrails = E
 Round on Brackets
 Rectangular on brackets
 TH on Brackets



3005 Frameless Glass Balustrade
 Standard with 12mm Toughened Glass
 Support: EZF Structural Channel
 Choice of Handrail.
 Max Glass panel Nom 1800mm
 Standard Height for Balustrade 1000mm FFL
 Installation - Concrete, Timber, Steel
 Colours: Standard Powder Coat Range

Handrails = D
 TH Aluminium Hand Rail
 25 Diam Stainless Round
 20 x 25 Stainless Square
 50 Diam Stainless Round

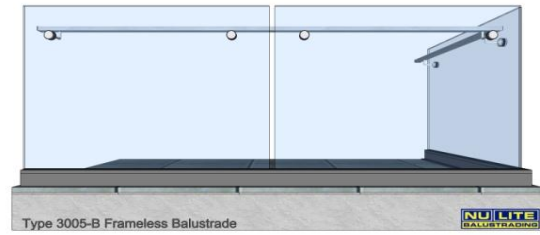


Frameless balustrade

Type

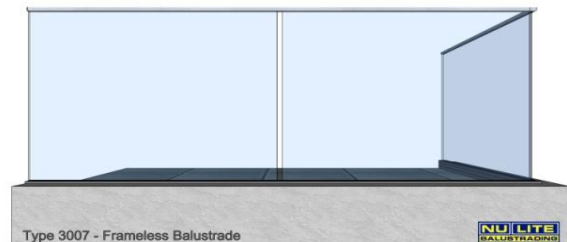
3005-B Frameless Glass Balustrade
 Standard with 12mm Toughened Glass
 Support: EZF Structural Channel
 Choice of Handrail.
 Max Glass panel Nom 1800mm
 Standard Height for Balustrade 1000mm FFL
 Installation - Concrete, Timber, Steel
 Colours: Standard Powder Coat Range

Handrails = E
 Round on Brackets
 Rectangular on brackets
 TH on Brackets



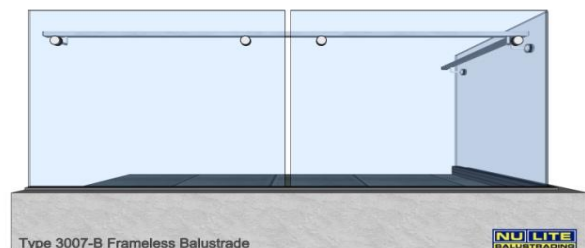
3007 Frameless Glass Balustrade
 Standard with 12mm Toughened Glass
 Support: EUT Structural Channel
 Choice of Handrail.
 Max Glass panel Nom 1800mm
 Standard Height for Balustrade 1000mm FFL
 Installation - Concrete, Timber, Steel
 Colours: Standard Powder Coat Range

Handrails = D
 TH Aluminium Hand Rail
 25 Diam Stainless Round
 20 x 25 Stainless Square
 50 Diam Stainless Round



3007-B Frameless Glass Balustrade
 Standard with 12mm Toughened Glass
 Support: EUT Structural Channel
 Choice of Handrail.
 Max Glass panel Nom 1800mm
 Standard Height for Balustrade 1000mm FFL
 Installation - Concrete, Timber, Steel
 Colours: Standard Powder Coat Range

Handrails = E
 Round on Brackets
 Rectangular on brackets
 TH on Brackets



Frameless balustrade

Type

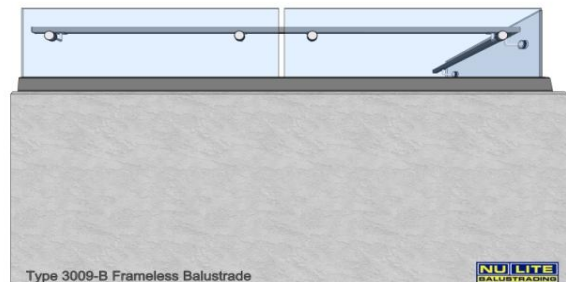
3009 Frameless Glass Balustrade
 Standard with 12mm Toughened Glass
 Support: AZC Structural Channel
 Choice of Handrail.
 Max Glass panel Nom 1800mm
 Standard Height for Balustrade 1000mm FFL
 Installation - Concrete, Timber, Steel
 Colours: Standard Powder Coat Range

Handrails = D
 TH Aluminium Hand Rail
 25 Diam Stainless Round
 20 x 25 Stainless Square
 50 Diam Stainless Round



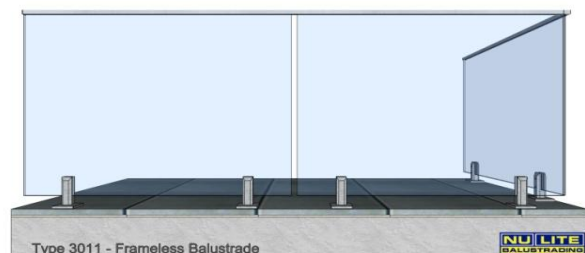
3009-B Frameless Glass Balustrade
 Standard with 12mm Toughened Glass
 Support: AZC Structural Channel
 Choice of Handrail.
 Max Glass panel Nom 1800mm
 Standard Height for Balustrade 1000mm FFL
 Installation - Concrete, Timber, Steel
 Colours: Standard Powder Coat Range

Handrails = E
 Round on Brackets
 Rectangular on brackets
 TH on Brackets



3011 Frameless on Clamps
 Standard with 12mm Toughened Glass
 Support: Stainless Friction Clamps
 Choice of Handrail.
 Max Glass panel Nom 1500mm
 Standard Height for Balustrade 1000mm FFL
 Installation - Concrete, Timber, Steel
 Colours: N/A

Handrails = D
 TH Aluminium Hand Rail
 25 Diam Stainless Round
 20 x 25 Stainless Square
 50 Diam Stainless Round

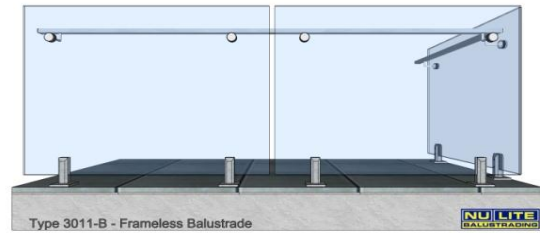


Frameless balustrade

Type

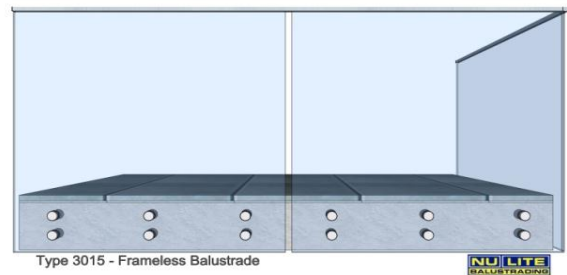
3011-B Frameless on Clamps
 Standard with 12mm Toughened Glass
 Support: Stainless Friction Clamps
 Choice of Handrail.
 Max Glass panel Nom 1500mm
 Standard Height for Balustrade 1000mm FFL
 Installation - Concrete, Timber, Steel
 Colours: N/A

Handrails = E
 Round on Brackets
 Rectangular on brackets
 TH on Brackets



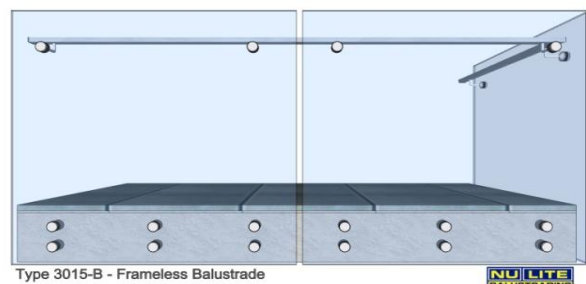
3015 Frameless Patch Fittings
 Standard with 12mm Toughened Glass
 Support: 50 Dim Stand offs
 Choice of Handrail.
 Max Glass panel Nom 1500mm
 Standard Height for Balustrade 1000mm FFL
 Installation - Concrete, Timber, Steel
 Colours: N/A

Handrails = D
 TH Aluminium Hand Rail
 25 Diam Stainless Round
 20 x 25 Stainless Square
 50 Diam Stainless Round



3015-B Frameless Patch Fittings
 Standard with 12mm Toughened Glass
 Support: 50 Dim Stand offs
 Choice of Handrail.
 Max Glass panel Nom 1500mm
 Standard Height for Balustrade 1000mm FFL
 Installation - Concrete, Timber, Steel
 Colours: N/A

Handrails = E
 Round on Brackets
 Rectangular on brackets
 TH on Brackets



Frameless balustrade

Type

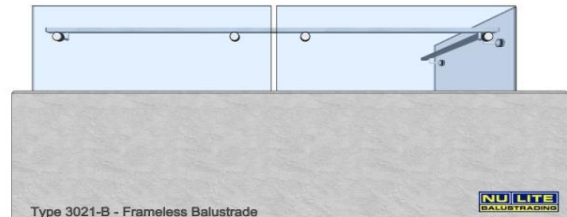
3021 Frameless Face fix Channel
 Standard with 12mm Toughened Glass
 Support: FF150 Structural Channel
 Choice of Handrail.
 Max Glass panel Nom 1500mm
 Standard Height for Balustrade 1000mm FFL
 Installation - Concrete, Timber, Steel
 Colours: Standard Powder Coat Range

Handrails = D
 TH Aluminium Hand Rail
 25 Diam Stainless Round
 20 x 25 Stainless Square
 50 Diam Stainless Round



3021-B Frameless Face fix Channel
 Standard with 12mm Toughened Glass
 Support: FF150 Structural Channel
 Choice of Handrail.
 Max Glass panel Nom 1500mm
 Standard Height for Balustrade 1000mm FFL
 Installation - Concrete, Timber, Steel
 Colours: Standard Powder Coat Range

Handrails = E
 Round on Brackets
 Rectangular on brackets
 TH on Brackets

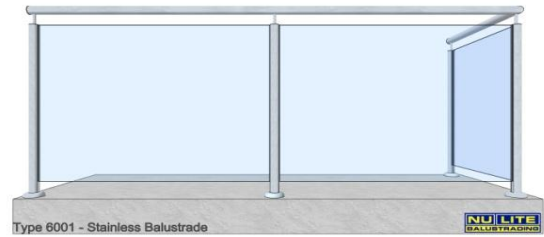


Stainless Steel Balustrades

Type

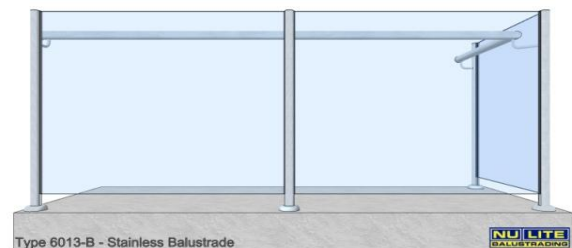
6001 Stainless Slotted Post
 Standard with 10mm Toughened Glass
 Choice of Handrail.
 Max Glass panel Nom 1300mm
 Standard Height for Balustrade 1000mm FFL
 Installation - Timber, Concrete, Steel
 Colours: Brushed or Mirror Finish

Handrails = K
 50 Diam Round
 25 x 50 Rectangular



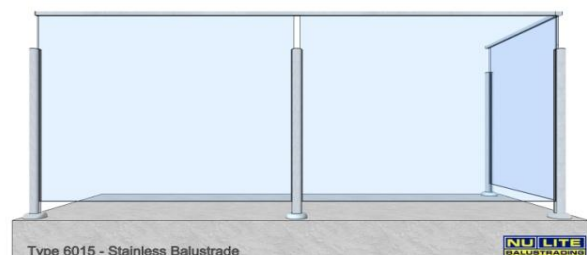
6013-B Semi Framless Slotted Post
 Standard with 10mm Toughened Glass
 Choice of Handrail.
 Max Glass panel Nom 1300mm
 Standard Height for Balustrade 1000mm FFL
 Installation - Timber, Concrete, Steel
 Colours: Brushed or Mirror Finish

Handrails = F
 Round on Brackets
 Rectangular on brackets



6015 Semi Framless Slotted Post
 Standard with 10mm Toughened Glass
 Choice of Handrail.
 Max Glass panel Nom 1300mm
 Standard Height for Balustrade 1000mm FFL
 Installation - Timber, Concrete, Steel
 Colours: Brushed or Mirror Finish

Handrails = F
 Round on Brackets
 Rectangular on brackets

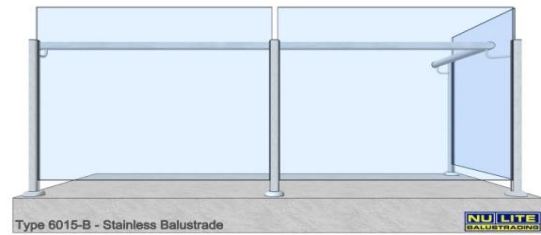


Stainless Steel Balustrades

Type

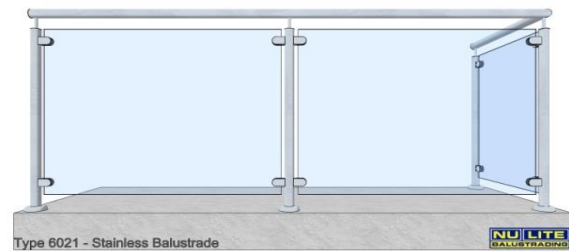
6015-B Semi Framless Slotted Post
 Standard with 10mm Toughened Glass
 Choice of Handrail.
 Max Glass panel Nom 1300mm
 Standard Height for Balustrade 1000mm FFL
 Installation - Timber, Concrete, Steel
 Colours: Brushed or Mirror Finish

Handrails = F
 Round on Brackets



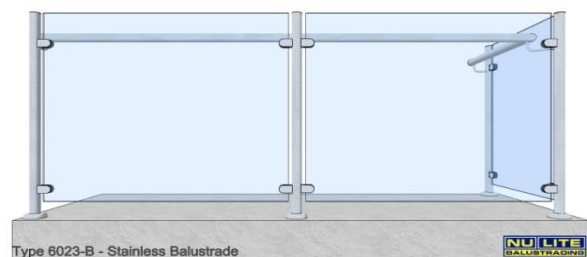
6021 standard Post with Clamps
 Standard with 10mm Toughened Glass
 Choice of Handrail.
 Max Glass panel Nom 1300mm
 Standard Height for Balustrade 1000mm FFL
 Installation - Timber, Concrete, Steel
 Colours: Brushed or Mirror Finish

Handrails = K
 50 Diam Round



6023-B standard Post with Clamps
 Standard with 10mm Toughened Glass
 Choice of Handrail.
 Max Glass panel Nom 1300mm
 Standard Height for Balustrade 1000mm FFL
 Installation - Timber, Concrete, Steel
 Colours: Brushed or Mirror Finish

Handrails = F
 Round on Brackets

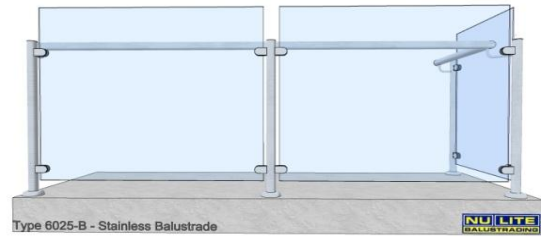


Stainless Steel Balustrades

Type

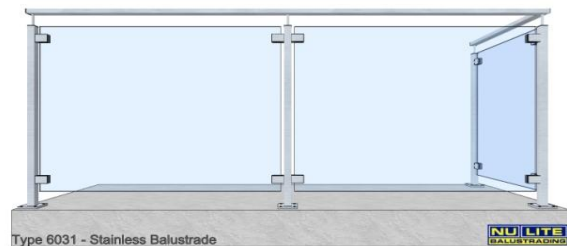
6025-B standard Post with Clamps
 Standard with 10mm Toughened Glass
 Choice of Handrail.
 Max Glass panel Nom 1300mm
 Standard Height for Balustrade 1000mm FFL
 Installation - Timber, Concrete, Steel
 Colours: Brushed or Mirror Finish

Handrails = F
 Round on Brackets



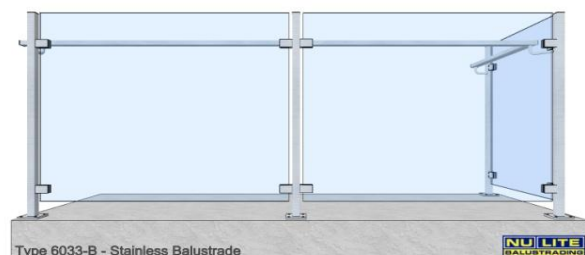
6031 Square Post with Clamps
 Standard with 10mm Toughened Glass
 Choice of Handrail.
 Max Glass panel Nom 1300mm
 Standard Height for Balustrade 1000mm FFL
 Installation - Timber, Concrete, Steel
 Colours: Brushed only

Handrails = K
 50 Diam Round
 Rectangular on brackets



6033-B Square Post with Clamps
 Standard with 10mm Toughened Glass
 Choice of Handrail.
 Max Glass panel Nom 1300mm
 Standard Height for Balustrade 1000mm FFL
 Installation - Timber, Concrete, Steel
 Colours: Brushed only

Handrails = F
 Round on Brackets
 25 x 50 Rectangular

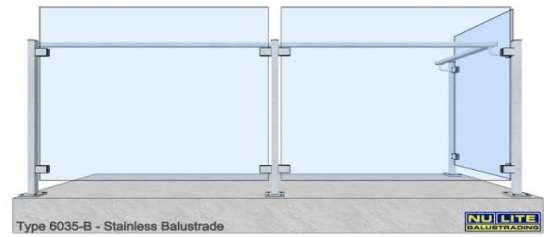


Stainless Steel Balustrades

Type

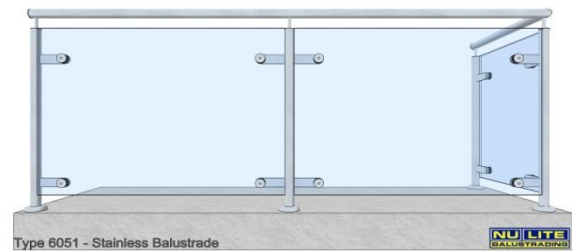
6035-B Square Post with Clamps
 Standard with 10mm Toughened Glass
 Choice of Handrail.
 Max Glass panel Nom 1300mm
 Standard Height for Balustrade 1000mm FFL
 Installation - Timber, Concrete, Steel
 Colours: Brushed only

Handrails = F
 Round on Brackets
 Rectangular on brackets



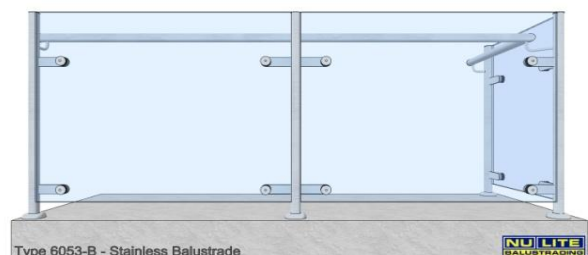
6051 Standar Post wih BF1700 tags
 Standard with 10mm Toughened Glass
 Choice of Handrail.
 Max Glass panel Nom 1300mm
 Standard Height for Balustrade 1000mm FFL
 Installation - Timber, Concrete, Steel
 Colours: Brushed only

Handrails = K
 50 Diam Round
 25 x 50 Rectangular



6053-B Standar Post wih BF1700 tags
 Standard with 10mm Toughened Glass
 Choice of Handrail.
 Max Glass panel Nom 1300mm
 Standard Height for Balustrade 1000mm FFL
 Installation - Timber, Concrete, Steel
 Colours: Brushed only

Handrails = F
 Round on Brackets
 Rectangular on brackets

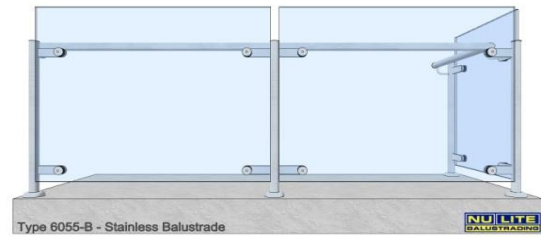


Stainless Steel Balustrades

Type

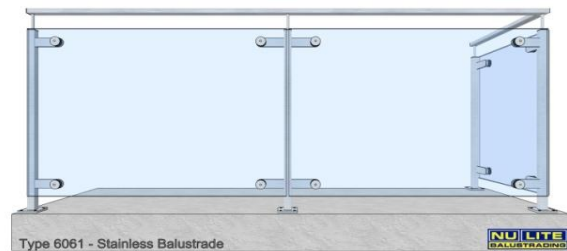
6055-B Standar Post wih BF1700 tags
 Standard with 10mm Toughened Glass
 Choice of Handrail.
 Max Glass panel Nom 1300mm
 Standard Height for Balustrade 1000mm FFL
 Installation - Timber, Concrete, Steel
 Colours: Brushed only

Handrails = F
 Round on Brackets
 Rectangular on brackets



6061 Square/Rectangular Post wih BF1700 tags
 Standard with 10mm Toughened Glass
 Choice of Handrail.
 Max Glass panel Nom 1300mm
 Standard Height for Balustrade 1000mm FFL
 Installation - Timber, Concrete, Steel
 Colours: Brushed only

Handrails = K
 50 Diam Round
 25 x 50 Rectangular



6063-B Square/Rectangular Post wih BF1700 tags
 Standard with 10mm Toughened Glass
 Choice of Handrail.
 Max Glass panel Nom 1300mm
 Standard Height for Balustrade 1000mm FFL
 Installation - Timber, Concrete, Steel
 Colours: Brushed only

Handrails = F
 Round on Brackets
 Rectangular on brackets

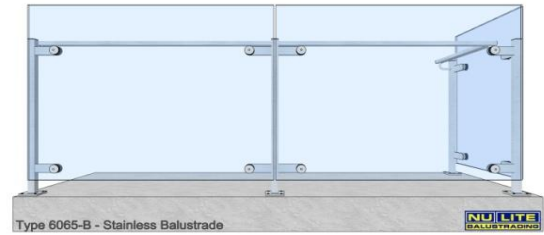


Stainless Steel Balustrades

Type

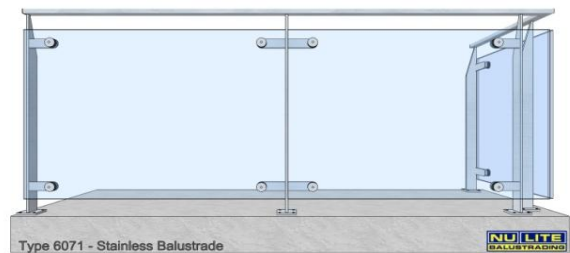
6065-B Square/Rectangular Post with BF1700 tags
 Standard with 10mm Toughened Glass
 Choice of Handrail.
 Max Glass panel Nom 1300mm
 Standard Height for Balustrade 1000mm FFL
 Installation - Timber, Concrete, Steel
 Colours: Brushed only

Handrails = F
 Round on Brackets
 Rectangular on brackets



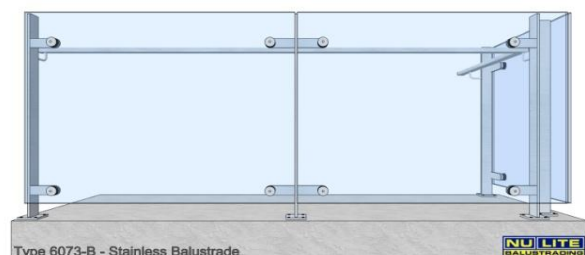
6071 Solid Flat Bar Post with BF1700 tags
 Standard with 10mm Toughened Glass
 Choice of Handrail.
 Max Glass panel Nom 1300mm
 Standard Height for Balustrade 1000mm FFL
 Installation - Timber, Concrete, Steel
 Colours: Brushed only

Handrails = K
 50 Diam Round
 25 x 50 Rectangular



6073-B Solid Flat Bar Post with BF1700 tags
 Standard with 10mm Toughened Glass
 Choice of Handrail.
 Max Glass panel Nom 1300mm
 Standard Height for Balustrade 1000mm FFL
 Installation - Timber, Concrete, Steel
 Colours: Brushed only

Handrails = F
 Round on Brackets
 Rectangular on brackets

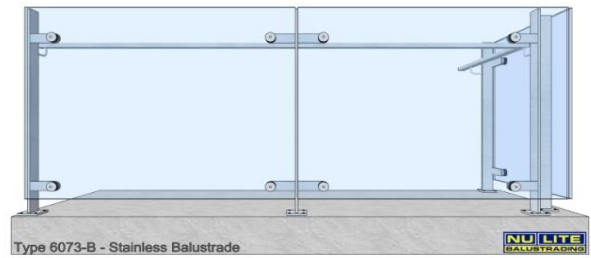


Stainless Steel Balustrades

Type

6075-B Solid Flat Bar Post with BF1700 tags
Standard with 10mm Toughened Glass
Choice of Handrail.
Max Glass panel Nom 1300mm
Standard Height for Balustrade 1000mm FFL
Installation - Timber, Concrete, Steel
Colours: Brushed only

Handrails = F
Round on Brackets
Rectangular on brackets

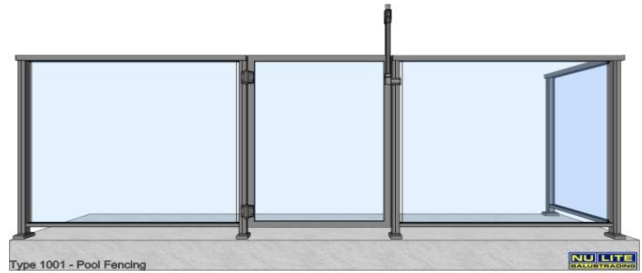


Framed - Clear Rail Pool Fencing

Type

1001 Fully Framed Glass Pool Fence
 Standard with 6mm Toughened Glass
 choice of handrails
 Max Post spacing Nom 1800mm
 Standard Height for Pool Fence 1200mm FFL
 Installation - Timber, Concrete, Steel
 Colours: Standard Powder Coat Range

- Handrails
- Oblong
- Rectangular
- Elliptical
- Flat Round
- Sloping



1003 Fully Framed Metal Pool Fence
 Standard 20mm Square Balusters
 choice of handrails
 Max Post spacing Nom 1800mm
 Standard Height for Pool Fence 1200mm FFL
 Installation - Timber, Concrete, Steel
 Colours: Standard Powder Coat Range

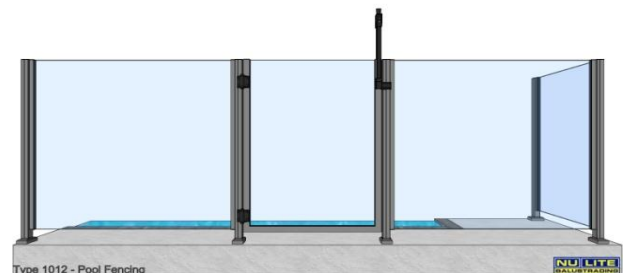
- Handrails
- Oblong
- Rectangular
- Elliptical
- Flat Round
- Sloping



1012 Semi Frameless Glass Pool Fence
 Standard with 10mm Toughened Glass

 Max Post spacing Nom 1800mm
 Standard Height for Pool Fence 1200mm FFL
 Installation - Timber, Concrete, Steel
 Colours: Standard Powder Coat Range

- Handrails
- Not required



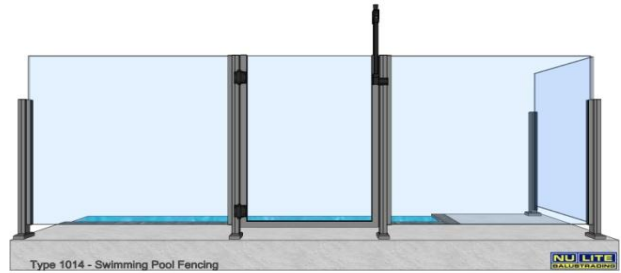
Framed - Clear Rail Pool Fencing

Type

1014 Semi Frameless Glass Pool Fence
Standard with 10mm Toughened Glass

Max Post spacing Nom 1800mm
Standard Height for Pool Fence 1200mm FFL
Installation - Timber, Concrete, Steel
Colours: Standard Powder Coat Range

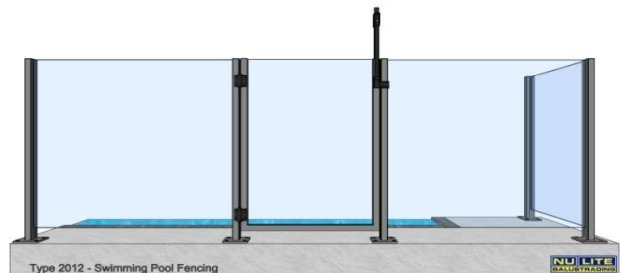
Handrails
Not required



2012 Semi Frameless Glass Pool Fence
Standard with 10mm Toughened Glass

Max Post spacing Nom 1500mm
Standard Height for Pool Fence 1200mm FFL
Installation - Timber, Concrete, Steel
Colours: Standard Powder Coat Range

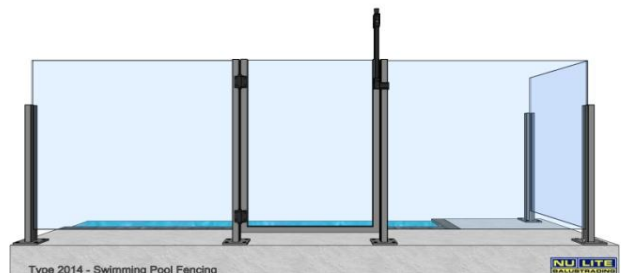
Handrails
Not required



2014 Semi Frameless Glass Pool Fence
Standard with 10mm Toughened Glass

Max Post spacing Nom 1500mm
Standard Height for Pool Fence 1200mm FFL
Installation - Timber, Concrete, Steel
Colours: Standard Powder Coat Range

Handrails
Not required

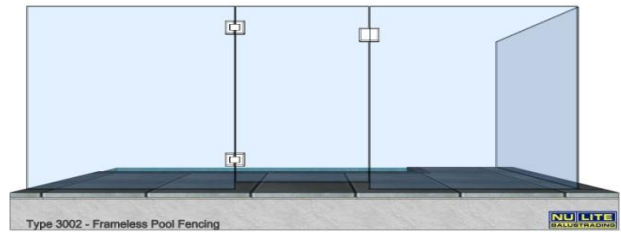


Frameless Pool Fence

Type

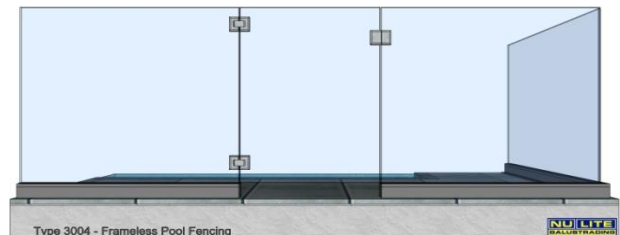
3002 Frameless Glass Pool Fence
 Standard with 12mm Toughened Glass
 Support: Concrete rebate by others
 Max Glass panel Nom 1800mm
 Standard Height for Pool Fence 1200mm FFL
 Installation - Concrete Rebate
 Colours: N/A

Handrails
 Not required



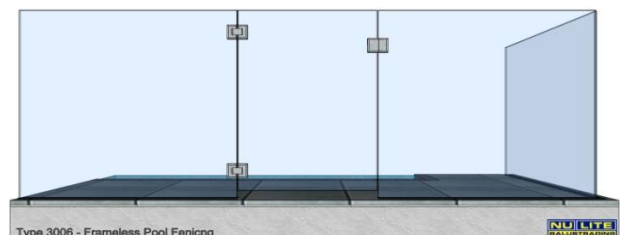
3004 Frameless Glass Pool Fence
 Standard with 12mm Toughened Glass
 Support: EZF Structural Channel
 Max Glass panel Nom 1800mm
 Standard Height for Pool Fence 1200mm FFL
 Installation - Concrete, timber, Steel
 Colours: Standard Powder Coat Range

Handrails
 Not required



3006 Frameless Glass Pool Fence
 Standard with 12mm Toughened Glass
 Support: EUT Structural Channel
 Max Glass panel Nom 1800mm
 Standard Height for Pool Fence 1200mm FFL
 Installation - Concrete, timber, Steel
 Colours: Standard Powder Coat Range

Handrails
 Not required

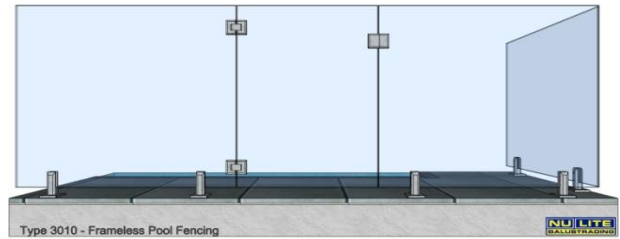


Frameless Pool Fence

Type

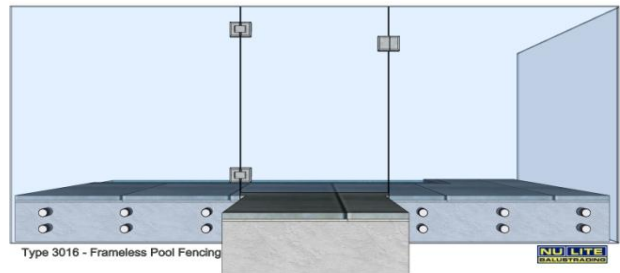
3010 Frameless on Clamps
 Standard with 12mm Toughened Glass
 Support: Stainless Friction Clamps
 Max Glass panel Nom 1800mm
 Standard Height for Pool Fence 1200mm FFL
 Installation - Concrete, timber, Steel
 Colours: N/A

Handrails
 Not required



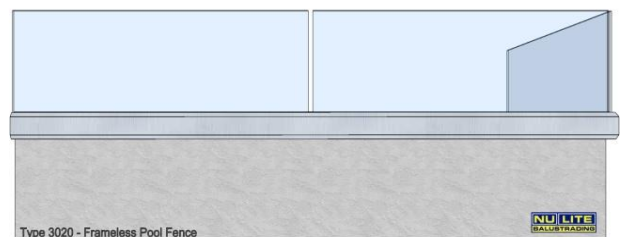
3016 Frameless Patch Fittings
 Standard with 12mm Toughened Glass
 Support: 50 Dim Stand offs
 Max Glass panel Nom 1500mm
 Standard Height for Pool Fence 1200mm FFL
 Installation - Concrete, timber, Steel
 Colours: N/A

Handrails
 Not required



3020 Frameless Face fix Channel
 Standard with 12mm Toughened Glass
 Support: FF150 Structural Channel
 Max Glass panel Nom 1800mm
 Standard Height for Pool Fence 1200mm FFL
 Installation - Concrete, timber, Steel
 Colours: Standard Powder Coat Range

Handrails
 Not required



Framed - Condor suite

Type

4012 Semi Frameless Pool Fence
Standard with 10mm Toughened Glass
Max Post spacing Nom 1800mm
Standard Height for Pool Fence 1200mm FFL
Installation - Timber, Concrete, Steel
Colours: Standard Powder Coat Range

No Image Available-Coming soon

Handrails
Not required

4014 Semi Frameless Pool Fence
Standard with 10mm Toughened Glass
Max Post spacing Nom 1800mm
Standard Height for Pool Fence 1200mm FFL
Installation - Timber, Concrete, Steel
Colours: Standard Powder Coat Range

No Image Available-Coming soon

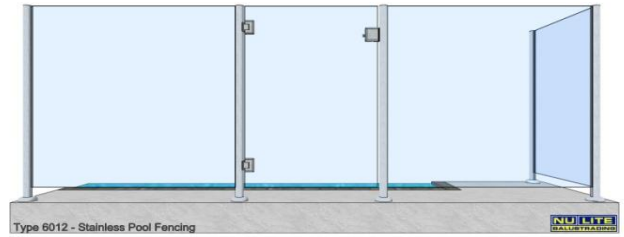
Handrails
Not required

Stainless Steel Pool Fence

Type

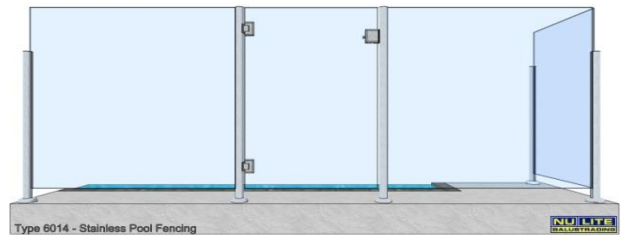
6012 Semi Framless Slotted Post
Standard with 10mm Toughened Glass
Max Glass panel Nom 1500mm
Standard Height for Pool Fence 1200mm FFL
Installation - Timber, Concrete, Steel

Handrails
Not required



6014 Semi Framless Slotted Post
Standard with 10mm Toughened Glass
Max Glass panel Nom 1500mm
Standard Height for Pool Fence 1200mm FFL
Installation - Timber, Concrete, Steel

Handrails
Not required



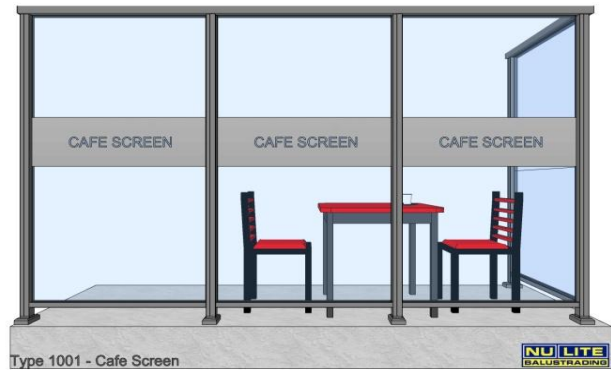
Café Screens

Type

1001 Fully Framed Glass Cafe Screen
 Standard with 10mm Toughened Glass
 choice of handrails
 Max Post spacing Nom 900mm
 Max height Cafe screen 2000mm FFL
 Installation - Timber, Concrete, Steel
 Colours: Standard Powder Coat Range

Handrails

Oblong
 Rectangular
 Elliptical
 Flat Round
 Sloping



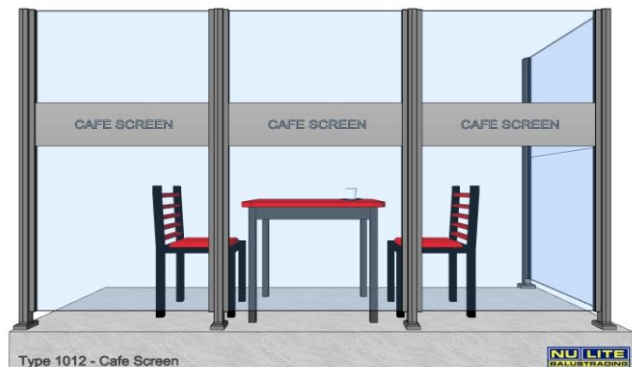
Type 1001 - Cafe Screen

1012 Semi Frameless Glass Cafe Screen
 Standard with 10mm Toughened Glass

Max Post spacing Nom 900mm
 Max height Cafe screen 2000mm FFL
 Installation - Timber, Concrete, Steel
 Colours: Standard Powder Coat Range

Handrails

Not required



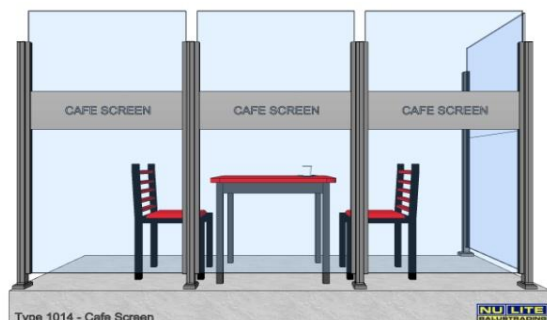
Type 1012 - Cafe Screen

1014 Semi Frameless Glass Cafe Screen
 Standard with 10mm Toughened Glass

Max Post spacing Nom 900mm
 Max height Cafe screen 2000mm FFL
 Installation - Timber, Concrete, Steel
 Colours: Standard Powder Coat Range

Handrails

Not required



Type 1014 - Cafe Screen

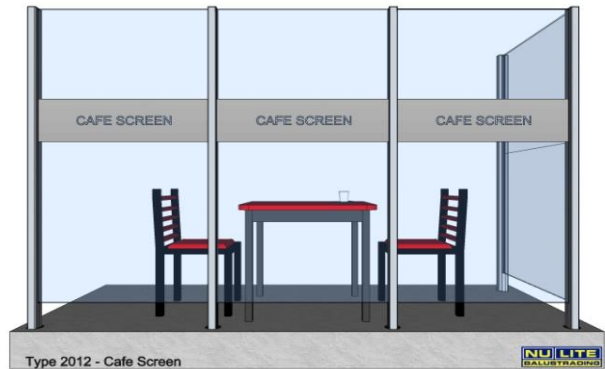
Café Screens

Type

2012 Semi Frameless Glass Cafe Screen
Standard with 10mm Toughened Glass

Max Post spacing Nom 1300mm
Max height Cafe screen 2000mm FFL
Installation - Timber, Concrete, Steel
Colours: Standard Powder Coat Range

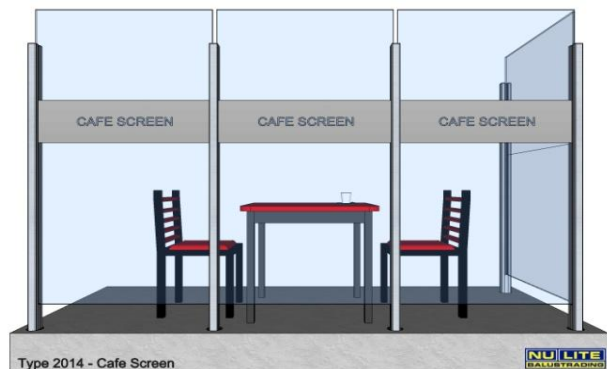
Handrails
Not required



2014 Semi Frameless Glass Cafe Screen
Standard with 10mm Toughened Glass

Max Post spacing Nom 900mm
Max height Cafe screen 2000mm FFL
Installation - Timber, Concrete, Steel
Colours: Standard Powder Coat Range

Handrails
Not required



Café Screens

Type

4012 Semi Frameless Conder Cafe Screen
Standard with 10mm Toughened Glass
Max Post spacing Nom 900mm
Max height Cafe screen 2000mm FFL
Installation - Timber, Concrete, Steel
Colours: Standard Powder Coat Range

No Image Available-Coming soon

Handrails
Not required

4014 Semi Frameless Conder Cafe Screen
Standard with 10mm Toughened Glass
Max Post spacing Nom 900mm
Max height Cafe screen 2000mm FFL
Installation - Timber, Concrete, Steel
Colours: Standard Powder Coat Range

No Image Available-Coming soon

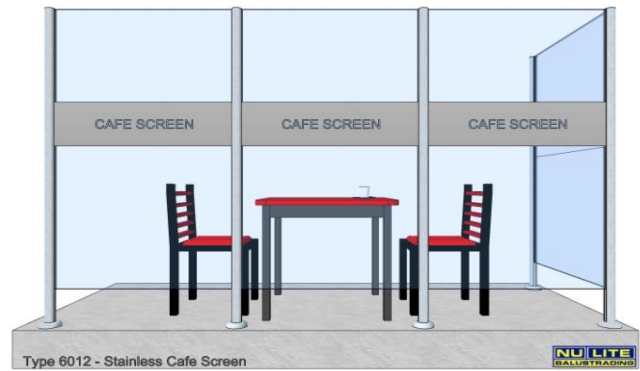
Handrails
Not required

Café Screens

Type

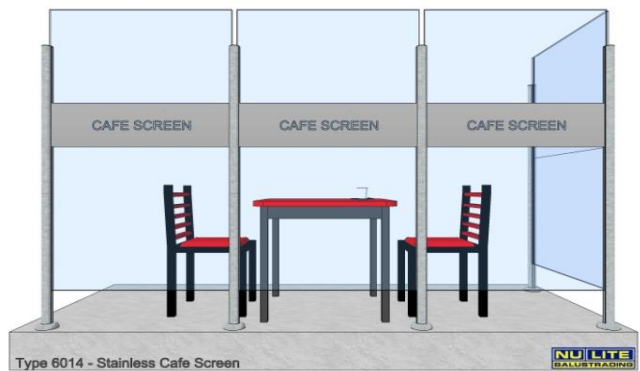
6012 Semi Framless Slotted Post
 Standard with 10mm Toughened Glass
 Max Glass panel Nom 900mm
 Max height Cafe screen 2000mm FFL
 Installation - Timber, Concrete, Steel

Handrails
 Not required



6014 Semi Framless Slotted Post
 Standard with 10mm Toughened Glass
 Max Glass panel Nom 900mm
 Max height Cafe screen 2000mm FFL
 Installation - Timber, Concrete, Steel

Handrails
 Not required




Louvres and Screens

Type

1001 Fully Framed Glass Privacy Screen
 Standard with 6mm Toughened Glass
 choice of handrails + Mid Rail
 Max Post spacing Nom 850mm
 Standard Height for Privacy Screen 1700mm FFL
 Installation - Timber, Concrete, Steel
 Colours: Standard Powder Coat Range

- Handrails
 Oblong
 Rectangular
 Elliptical
 Flat Round
 Sloping
 Mid-Rail



1001 -B Fully Framed Glass Privacy Screen
 Standard with 6mm Toughened Glass
 choice of handrails + Mid Rail
 Max Post spacing Nom 850mm
 Standard Height for Privacy Screen 1700mm FFL
 Installation - Timber, Concrete, Steel
 Colours: Standard Powder Coat Range

- Handrails
 Oblong Rectangular
 Elliptical Flat Round
 Sloping
 Round on Brackets
 Rectangular on brackets
 TH on Brackets



1051 Fully Framed Metal Privacy Screen
 Horizontal Slats 65 x 16mm
 choice of handrails
 Max Post spacing Nom 850mm
 Standard Height for Privacy Screen 1700mm FFL
 Installation - Timber, Concrete, Steel
 Colours: Standard Powder Coat Range
 Timber Look Aluminium Available

- Handrails
 Oblong Rectangular
 Elliptical Flat Round
 Sloping
 Mid-Rail



Louvres and Screens

Type

1051-B Fully Framed Metal Privacy Screen
 Horizontal Slats 65 x 16mm
 choice of handrails
 Max Post spacing Nom 850mm
 Standard Height for Privacy Screen 1700mm FFL
 Installation - Timber, Concrete, Steel
 Colours: Standard Powder Coat Range
 Timber Look Aluminium Available

Oblong Rectangular
 Elliptical Flat Round
 Sloping
 Round on Brackets
 Rectangular on brackets
 TH on Brackets



1071 Fully Framed Metal Privacy Screen
 Horizontal 70mm Louvre blades
 choice of handrails
 Max Post spacing Nom 850mm
 Standard Height for Privacy Screen 1700mm FFL
 Installation - Timber, Concrete, Steel
 Colours: Standard Powder Coat Range

Handrails
 Oblong
 Rectangular
 Elliptical
 Flat Round
 Sloping
 Mid-Rail



1071-B Fully Framed Metal Privacy Screen
 Horizontal 70mm Louvre blades
 choice of handrails
 Max Post spacing Nom 850mm
 Standard Height for Privacy Screen 1700mm FFL
 Installation - Timber, Concrete, Steel
 Colours: Standard Powder Coat Range

Oblong Rectangular
 Elliptical Flat Round
 Sloping
 Round on Brackets
 Rectangular on brackets
 TH on Brackets



Louvres and Screens

Type

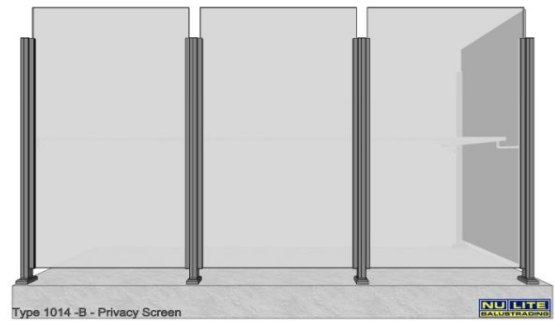
1013-B Semi Frameless Glass Privacy Screen
 Standard with 10mm Toughened Glass
 choice of handrails
 Max Post spacing Nom 850mm
 Standard Height for Privacy Screen 1700mm FFL
 Installation - Timber, Concrete, Steel
 Colours: Standard Powder Coat Range

Handrails
 Round on Brackets
 Rectangular on brackets
 TH on Brackets



1014-B Semi Frameless Glass Privacy Screen
 Standard with 10mm Toughened Glass
 choice of handrails
 Max Post spacing Nom 850mm
 Standard Height for Privacy Screen 1700mm FFL
 Installation - Timber, Concrete, Steel
 Colours: Standard Powder Coat Range

Handrails
 Round on Brackets
 Rectangular on brackets
 TH on Brackets



1053 Semi Frameless Metal Privacy Screen
 Horizontal Slats 65 x 16mm
 choice of handrails
 Max Post spacing Nom 850mm
 Standard Height for Privacy Screen 1700mm FFL
 Installation - Timber, Concrete, Steel
 Colours: Standard Powder Coat Range
 Timber Look Aluminium Available

Handrails
 Round on Brackets
 Rectangular on brackets
 TH on Brackets



Louvres and Screens

Type


1053-B Semi Frameless Metal Privacy Screen
 Horizontal Slats 65 x 16mm
 choice of handrails
 Max Post spacing Nom 850mm
 Standard Height for Privacy Screen 1700mm FFL
 Installation - Timber, Concrete, Steel
 Colours: Standard Powder Coat Range
 Timber Look Aluminium Available

Handrails
 Round on Brackets
 Rectangular on brackets
 TH on Brackets



2012 Semi Frameless Glass Privacy Screen
 Standard with 10mm Toughened Glass
 choice of handrails
 Max Post spacing Nom 850mm
 Standard Height for Privacy Screen 1700mm FFL
 Installation - Timber, Concrete, Steel
 Colours: Standard Powder Coat Range

Handrails
 Round on Brackets
 Rectangular on brackets
 TH on Brackets



2012-B Semi Frameless Glass Privacy Screen
 Standard with 10mm Toughened Glass
 choice of handrails
 Max Post spacing Nom 850mm
 Standard Height for Privacy Screen 1700mm FFL
 Installation - Timber, Concrete, Steel
 Colours: Standard Powder Coat Range

Handrails
 Round on Brackets
 Rectangular on brackets
 TH on Brackets

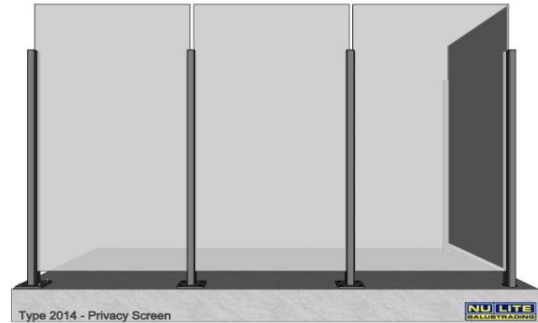


Louvres and Screens

Type


2014 Semi Frameless Glass Privacy Screen
 Standard with 10mm Toughened Glass
 choice of handrails
 Max Post spacing Nom 850mm
 Standard Height for Privacy Screen 1700mm FFL
 Installation - Timber, Concrete, Steel
 Colours: Standard Powder Coat Range

Handrails
 Round on Brackets
 Rectangular on brackets
 TH on Brackets



2014-B Semi Frameless Glass Privacy Screen
 Standard with 10mm Toughened Glass
 choice of handrails
 Max Post spacing Nom 850mm
 Standard Height for Privacy Screen 1700mm FFL
 Installation - Timber, Concrete, Steel
 Colours: Standard Powder Coat Range

Handrails
 Round on Brackets
 Rectangular on brackets
 TH on Brackets

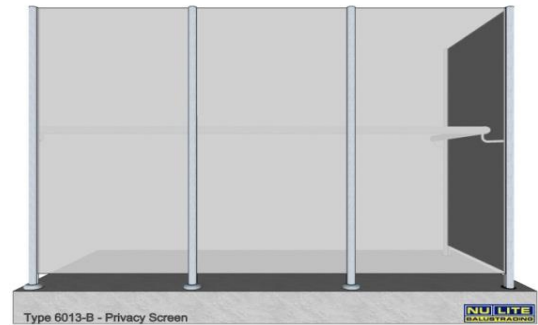


Privacy Screens - Stainless

Type

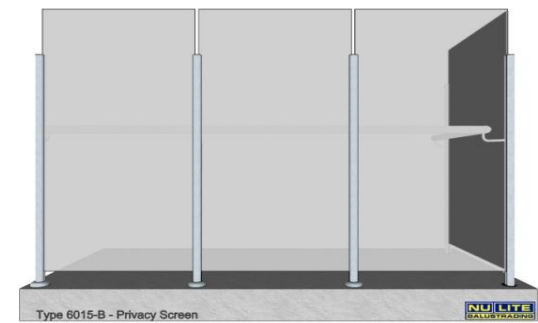
6013-B Semi Framless Slotted Post
 Standard with 10mm Toughened Glass
 Choice of Handrail.
 Max Glass panel Nom 1300mm
 Standard Height for Balustrade 1000mm FFL
 Installation - Timber, Concrete, Steel
 Colours: Brushed or Mirror Finish

Handrails = F
 Round on Brackets
 Rectangular on brackets



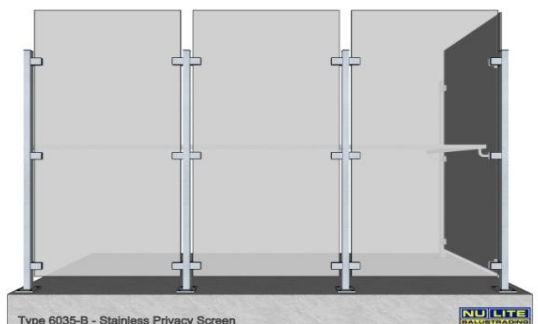
6015-B Semi Framless Slotted Post
 Standard with 10mm Toughened Glass
 Choice of Handrail.
 Max Glass panel Nom 1300mm
 Standard Height for Balustrade 1000mm FFL
 Installation - Timber, Concrete, Steel
 Colours: Brushed or Mirror Finish

Handrails = F
 Round on Brackets
 Rectangular on brackets



6035-B Square Post with Clamps
 Standard with 10mm Toughened Glass
 Choice of Handrail.
 Max Glass panel Nom 1300mm
 Standard Height for Balustrade 1000mm FFL
 Installation - Timber, Concrete, Steel
 Colours: Brushed only

Handrails = F
 Round on Brackets
 Colours: Brushed only




Sun Screens & Window Louvres

Type

9500 Over head Sun Screen
40 x 40 SHS or 65 x 16 Slat
Max Protrusion 600mm
Installation - Timber, Concrete, Steel
Colours: Standard Powder Coat Range
Timber Look Aluminium Available



9501 Over head Sun Screen
Elliptical Louvres
Max Protrusion 600mm
Installation - Timber, Concrete, Steel
Colours: Standard Powder Coat Range



9600 Canterbury Over head Sun Screen
40 x 40 SHS or 65 x 16 Slat
Max Protrusion 900mm
Installation - Timber, Concrete, Steel
Colours: Standard Powder Coat Range
Timber Look Aluminium Available



Sun Screens & Window Louvres

Type


9601 Canterbury Over head Sun Screen
Elliptical Louvres
Max Protrusion 900mm
Installation - Timber, Concrete, Steel
Colours: Standard Powder Coat Range



9700 Window slat Screen
Max Protrusion 600mm
Installation - Timber, Concrete, Steel
Colours: Standard Powder Coat Range
Timber Look Aluminium Available
Timber Look Aluminium Available



9701 Window Screen
Elliptical Louvres
Max Protrusion 600mm
Installation - Timber, Concrete, Steel
Colours: Standard Powder Coat Range



Commercial Balustrade Solutions

Type

4001 Fully Framed Commercial Balustrade
 Standard with 6mm Toughened Glass
 Glass to Balcony side
 choice of handrails
 Max Post spacing Nom 1500mm
 Standard Height for Balustrade 1000mm FFL
 Installation - Timber, Concrete, Steel
 Colours: Standard Powder Coat Range

Handrails
 B2 Rectangular



4002 Fully Framed Commercial Balustrade
 Standard with 6mm Toughened Glass
 Glass to outside
 choice of handrails
 Max Post spacing Nom 1500mm
 Standard Height for Balustrade 1000mm FFL
 Installation - Timber, Concrete, Steel
 Colours: Standard Powder Coat Range


Handrails
 B2 Rectangular
 Sloping



4013 Semi Frameless Commercial Balustrade
 Standard with 10mm Toughened Glass

 choice of handrails
 Max Post spacing Nom 1500mm
 Standard Height for Balustrade 1000mm FFL
 Installation - Timber, Concrete, Steel
 Colours: Standard Powder Coat Range

Handrails
 Retangular Canterbury
 B5 - Handrail
 B2 - Handrail
 Sloping Handrail



Commercial Balustrade Solutions

Type

4013-B Semi Frameless Commercial Balustrade
Standard with 10mm Toughened Glass

choice of handrails
Max Post spacing Nom 1500mm
Standard Height for Balustrade 1000mm FFL
Installation - Timber, Concrete, Steel
Colours: Standard Powder Coat Range

Handrails
Round on Brackets
Rectangular on brackets



4015 Semi Frameless Commercial Balustrade
Standard with 10mm Toughened Glass

choice of handrails
Max Post spacing Nom 1500mm
Standard Height for Balustrade 1000mm FFL
Installation - Timber, Concrete, Steel
Colours: Standard Powder Coat Range

Handrails
Rectangular
TH Handrail on glass
Round on Glass



4015-B Semi Frameless Commercial Balustrade
Standard with 10mm Toughened Glass

choice of handrails
Max Post spacing Nom 1500mm
Standard Height for Balustrade 1000mm FFL
Installation - Timber, Concrete, Steel
Colours: Standard Powder Coat Range

Handrails
Round on Brackets
Rectangular on brackets



Commercial Balustrade Solutions

Type


5001 Array Suite - Centre Glazed
 Standard with 6mm Toughened Glass
 Centrally Dry Glazed suite
 Elliptical Handrail
 Max Post spacing Nom 1500mm
 Standard Height for Balustrade 1000mm FFL
 Installation - Timber, Concrete, Steel
 Colours: Standard Powder Coat Range

Handrails
 Elliptical




5003 Canterbury Suite - Blind post
 Standard with 6mm Toughened Glass
 Glass to outside
 Choice of handrails
 Max Post spacing Nom 1500mm
 Standard Height for Balustrade 1000mm FFL
 Installation - Timber, Concrete, Steel
 Colours: Standard Powder Coat Range

Handrails
 Rectangular
 Sloping



7001 Sheer - Glass Balustrade
 Standard with 6mm Toughened Glass
 Glass to outside
 Choice of handrails
 Max Post spacing Nom 1500mm
 Standard Height for Balustrade 1000mm FFL
 Installation - Timber, Concrete, Steel
 Colours: Standard Powder Coat Range

Handrails
 Rectangular



Commercial Balustrade Solutions

Type

7001-B Sheer - Glass Balustrade
Standard with 6mm Toughened Glass
Glass to outside
Choice of handrails
Max Post spacing Nom 1500mm
Standard Height for Balustrade 1000mm FFL
Installation - Timber, Concrete, Steel
Colours: Standard Powder Coat Range

Handrails
Round on Brackets
Rectangular on brackets



8003 Standard Palisade
65 x16 vertical Slats

Choice of handrails
Max Post spacing Nom 1500mm
Standard Height for Balustrade 1000mm FFL
Installation - Timber, Concrete, Steel
Colours: Standard Powder Coat Range

Handrails
Round on Brackets
Rectangular on brackets



8005 Sheer - Palisades

Choice of handrails
Max Post spacing Nom 1500mm
Standard Height for Balustrade 1000mm FFL
Installation - Timber, Concrete, Steel
Colours: Standard Powder Coat Range

Handrails
Round on Brackets
Rectangular on brackets



[Return to table of Contents](#)

[Go to Nu-lite Website - Commercial](#)

Commercial Balustrade Solutions

Type

8007 Sheer - Solid Sheet
3mm Floded Aluminium Sheet

Choice of handrails
Max Post spacing Nom 1500mm
Standard Height for Balustrade 1000mm FFL
Installation - Timber, Concrete, Steel
Colours: Standard Powder Coat Range

Handrails
Round on Brackets
Rectangular on brackets
Rectangular



9001 Double Glazed - Balustrade
Standatrd with upto 28mm IGU

Choice of handrails
Max Post spacing Nom 1500mm
Standard Height for Balustrade 1000mm FFL
Installation - Timber, Concrete, Steel
Colours: Standard Powder Coat Range

Handrails
Round on Brackets
Rectangular on brackets

No Image Available-Coming soon

Commercial Privacy Screen Solutions

Type

4001 Fully Framed Commercial Privacy Screen
 Standard with 6mm Toughened Glass
 Glass to Balcony side
 B2 handrail + Mid Rail
 Max Post spacing Nom 900mm
 Standard Height for Privacy Screen 1700mm FFL
 Installation - Timber, Concrete, Steel
 Colours: Standard Powder Coat Range

Handrails
 B2 Rectangular
 Retangular Mid-Rail



4003 Fully Framed Commercial Privacy Screen
 Standard with 6mm Toughened Glass
 Glass to outside
 choice of handrails
 Max Post spacing Nom 900mm
 Standard Height for Balustrade 1700mm FFL
 Installation - Timber, Concrete, Steel
 Colours: Standard Powder Coat Range


Handrails
 B2 Rectangular
 Sloping



4013 Semi Frameless Commercial Privacy Screen
 Standard with 10mm Toughened Glass

choice of handrails
 Max Post spacing Nom 900mm
 Standard Height for Privacy Screen 1700mm FFL
 Installation - Timber, Concrete, Steel
 Colours: Standard Powder Coat Range

Handrails
 Round on Brackets
 Rectangular on brackets
 TH on Brackets



Commercial Privacy Screen Solutions

Type

4051 Fully Framed Commercial Privacy Screen
 Horizontal Slats 65 x 16mm
 Slats to Balcony side
 B2 handrail
 Max Post spacing Nom 900mm
 Standard Height for Privacy Screen 1700mm FFL
 Installation - Timber, Concrete, Steel
 Colours: Standard Powder Coat Range
 Timber Look Aluminium Available

Handrails
 B2 Rectangular
 Retangular Mid-Rail



4053 Fully Framed Commercial Privacy Screen
 Horizontal Slats 65 x 16mm
 Slats to outside
 choice of handrails
 Max Post spacing Nom 900mm
 Standard Height for Privacy Screen 1700mm FFL
 Installation - Timber, Concrete, Steel
 Colours: Standard Powder Coat Range
 Timber Look Aluminium Available

Handrails
 B2 Rectangular
 Sloping



4063 Semi Frameless Commercial Privacy Screen
 Horizontal Slats 65 x 16mm

 choice of handrails
 Max Post spacing Nom 900mm
 Standard Height for Privacy Screen 1700mm FFL
 Installation - Timber, Concrete, Steel
 Colours: Standard Powder Coat Range
 Timber Look Aluminium Available


Handrails
 Not required



Commercial Privacy Screen Solutions

Type

5005 Canterbury Suite - Post & Channel
Standard with 10mm Toughened Glass
Glass to Centre
Choice of handrails
Max Post spacing Nom 900mm
Standard Height for Privacy Screen 1700mm FFL
Installation - Timber, Concrete, Steel
Colours: Standard Powder Coat Range



Handrails
Round on Brackets
Rectangular on brackets
TH on Brackets

5055 Canterbury Suite - Post & Channel
Horizontal Slats 65 x 16mm
Slats to Centre

Max Post spacing Nom 900mm
Standard Height for Privacy Screen 1700mm FFL
Installation - Timber, Concrete, Steel
Colours: Standard Powder Coat Range
Timber Look Aluminium Available



Handrails
Not required